

 **DRESSTA**

TD-16N

THE BENCHMARK FOR VISIBILITY

ENGINE: Cummins B6.7 EPA Tier 4 final/EU Stage V


POWER: 129kW / 173hp @ 2200 rpm

OPERATING WEIGHT: TD-16N LT: 19,518kg
TD-16N LGP: 20,210kg

BLADE CAPACITY: TD-16N LT: 4.0 m³ (4.2 yd³)
TD-16N LGP: 4.4 m³ (5.8 yd³)



reddot award
winner



THE ALL NEW TD-16N


RED DOT AWARD WINNING DESIGN

With the TD-16N we set out to create the very best dozer for operators. A dozer that would rewrite the rule book and be the benchmark for visibility, safety and operational performance. Immediately honoured with a world-renowned Red Dot Design Award, we have delivered a revolutionary machine. Nothing looks like it, performs like it, or offers greater visibility and safety for the operator.

Welcome to completely new operator experience – welcome to the New TD-16N.



reddot award
winner



WE SET OUT TO CREATE THE BENCHMARK FOR VISIBILITY, I THINK WE'VE ACHIEVED THAT.



Gary Major
Executive Director of Industrial Design



**SCAN THE QR CODE TO FIND
OUT MORE ABOUT OUR
AWARD WINNING DESIGN**







WE'VE CREATED A REVOLUTION IN THE OPERATOR EXPERIENCE

For Dressta, the operator experience is everything. When we design a machine, we start with the operator and **design** everything around them. When the operator can see more, they can do more in safety. That's why Dressta machines are the benchmark for **visibility** of the blade, ripper, tracks, and jobsite.

We use our engineering capability to deliver the maximum pushing **power** with machines that just keep on working. In our tough applications **endurance** is the key and we have machines that are still working and earning with 30 years' tough service in the field. That's Dressta design and endurance in action.

“ **THE OPERATOR EXPERIENCE IS EVERYTHING, AWESOME POWER, SUPERIOR VISIBILITY AND ENDURANCE ARE ACHIEVED NOT BY ACCIDENT BUT BY DESIGN** ”

Bartosz Kozik
Global Dressta Sales Director



A REVOLUTIONARY DESIGN

ULTRA QUIET CAB

With low noise and low vibrations, we've created the perfect operating environment

1.

WORK YOUR WAY

Chose from three selectable drive and attachment modes

2.

NEW 10" LCD DISPLAY

Gives the operator the real-time machine data

3.

UNDERCARRIAGE FLEXIBILITY

Interchangeable Track shoes from 560 mm (22 in) LT UC for Harder ground applications to 762 mm (30 in) LGP UC for much better stability on soft ground works.

4.

ENGINEERED TO PERFORM

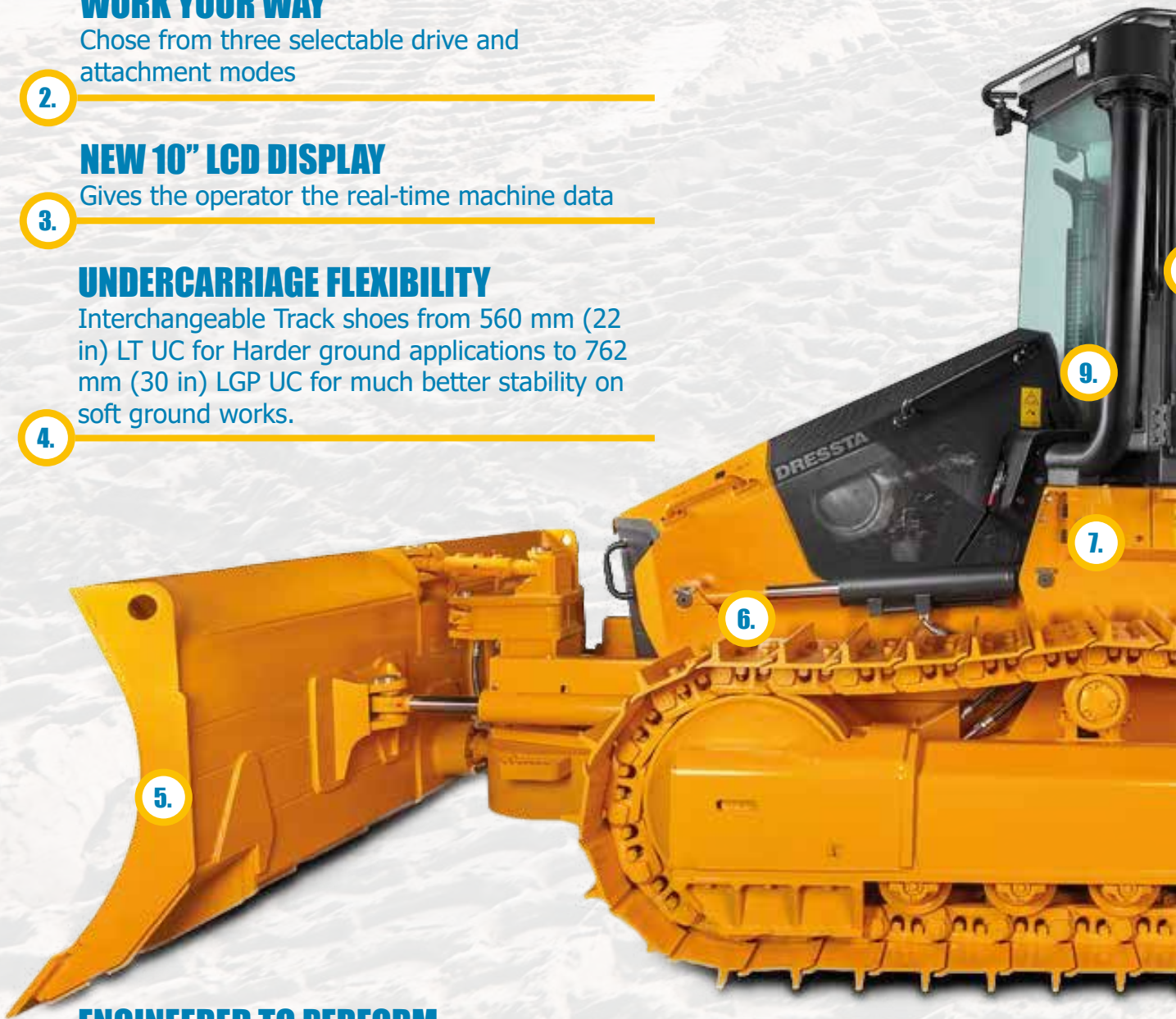
New VPAT (Variable Pitch Angle Tilt) blade is designed to move maximum material with minimum effort

5.

SERIOUS PUSHING POWER

With 170bhp and 881Nm torque, fuel efficient Cummins engine delivers an 350kN drawbar pull

6.





“DAILY CHECKS ARE PERFECT, YOU DON'T HAVE TO GO ON THE TRACKS, IT'S ALL DONE FROM THE GROUND”



7.

Neil John Mckeown Road and Highway Operator, Ireland

“THE ACCESS TO THE MACHINE IS REALLY VERY EASY THANKS TO THOSE STAIRS, IT IS SAFE AND REALLY WELL DONE”



8.

Ignace Hoareau Construction Equipment Operator, France

“THE VISIBILITY IS SECOND TO NONE... YOU ALWAYS EXPECT TO HAVE SOME SORT OF BLIND SPOT, I SEE NONE OF THAT, IT'S JUST 100% CLEAR”



9.

Rob Winmill Equipment Owner & Dealer, USA

THE BENCHMARK FOR ACCESS

Why should operators risk accidents every time they get in and out of the cab?

Climbing onto the tracks is a compromise and with the TD-16N we don't compromise.

Our rear access system significantly reduces the risk for the operators when getting in and out of the cab. Its integrated design and tough construction add safety without compromising the robustness and performance of the machine.



SAFER BY DESIGN



INNOVATIVE REAR ACCESS



BUILT TO ENDURE THE TOUGHEST CONDITIONS

“THE ACCESS TO THIS MACHINE IS FAR SUPERIOR TO OTHER MACHINES”

Rob Winmill

Equipment Owner and Dealer, USA







**TAKE A LOOK FOR
YOURSELF IN OUR 360
DEGREE VIEW CAM**





THE BENCHMARK FOR VISIBILITY

Visibility is absolutely key to operator safety and productivity - the more you see the more you can do in safety.

With the TD-16N we've created the benchmark for visibility. Our revolutionary 4-post mid-mounted cab has allowed us to create a panoramic view of the jobsite with an unparalleled view of the blade, the ripper and the tracks. Step into the cab, take your seat and you will see the difference - nothing comes close to the TD-16N.

**THE BENCHMARK FOR VISIBILITY
(SEE IT FOR YOURSELF)**



**RED DOT DESIGN
AWARD WINNING**



**UNRIVALLED VIEWS OF THE
BLADE, RIPPER AND JOBSITE**



**“THE VISIBILITY IN THIS MACHINE IS
GENIUS, SIMPLY NO LIMITATIONS.”**

Lukasz Pokora

Coal Mining Dozer Operator, Poland



THE BENCHMARK FOR PRODUCTIVITY

With three selectable drive modes (eco/normal/power) plus three tunable attachment modes, operators can match the machine to their own requirements. These unique settings can be stored in the machine's memory, giving different operators the freedom to work their own way.



ULTRA LOW-NOISE CAB



AIR SUSPENSION SEAT AND ERGONOMIC CONTROLS



LARGE HIGH RESOLUTION TOUGH SCREEN DISPLAY



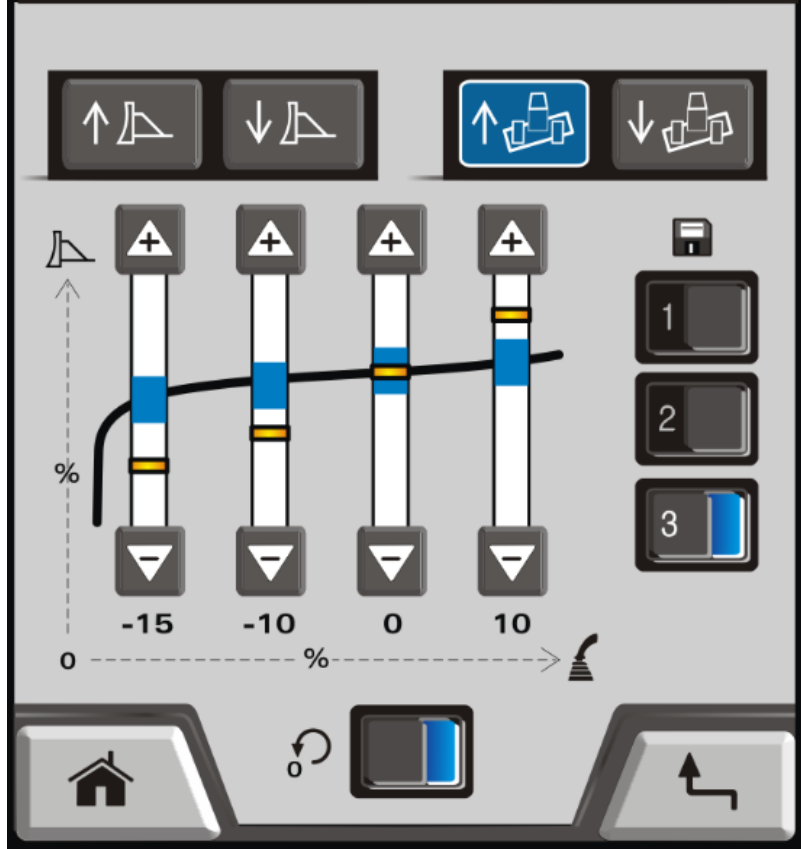
THREE SELECTABLE DRIVE AND ATTACHMENT MODES


“IT’S THE PERFECT WORKING ENVIRONMENT, QUIET, COMFORTABLE WITH ERGONOMIC CONTROLS.”

Rob Winmill

Equipment Owner and Dealer, USA









THE BENCHMARK FOR POWER AND PERFORMANCE

The TD-16N is powered by a highly efficient hydrostatic drivetrain. At its heart beats a fuel efficient Cummins Stage V engine delivering 173bhp and 881Nm torque, resulting in a 305kN drawbar pull. This perfectly engineered power to weight ratio delivers awesome pushing power with surprisingly low noise and vibrations. The TD-16N's hydrostatic drivetrain delivers a perfect dozing experience for the operator, with spot turning, slope control, pushing, ripping and grading, all performed with maximum control and minimum effort.

**HYDROSTATIC
DRIVETRAIN**



**PERFECT POWER
TO WEIGHT RATIO**



**STAGE V
CUMMINS ENGINE**



**“THE HYDROSTATIC DRIVE IMPROVES
NOISE REDUCTION, USER EXPERIENCE,
SPACE AND ACCESS.”**

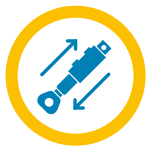
Ryan Holbrook

Dozer Operator and Engineer, UK



THE BENCHMARK FOR CONTROL AND CONNECTIVITY

When it comes to sensitive control, the TD-16N puts the power in your hands. Unrivalled blade and ripper performance is delivered by Rexroth's world-class electro-hydraulic valve control through to the highly engineered 6-way blade and 3-shank ripper. Compatible with world leading machine control connectivity solutions from Leica, Topcon and Trimble, the TD-16N delivers fewer passes, higher fuel economy, lower fatigue and greater job satisfaction for the operator. Job done!



WORLD-CLASS REXROTH HYDRAULICS



6-WAY BLADE ELECTRO-HYDRAULIC CONTROLS



LEICA, TRIMBLE AND TOPCON READY

“SENSITIVE AND RESPONSIVE CONTROLS MAKE IT EASY TO DO A GREAT JOB, EVERY PASS.”

Neil John Mckeown

Road and Highway Dozer Operator, Ireland



DRESSTA 16



THE BENCHMARK FOR MAINTENANCE

Operators tell us, and accident statistics prove the dangers posed by climbing onto the tracks. We created a better, safer, access and maintenance experience for the operator. The TD-16N is the first compact dozer that allows you to refuel and conduct daily checks with your feet, firmly on the ground.

Engine and hydraulic oil checks, coolant checks and grease point checks can all be done quickly easily and safely. No danger, no compromise, just a better experience for the operator.



SAFER BY DESIGN



NO NEED TO CLIMB ON THE TRACKS



GROUND ACCESS FOR ALL MAJOR SERVICE AND FUELLING POINTS

“DAILY CHECKS ARE PERFECT, YOU DON'T HAVE TO GO ON THE TRACKS, IT'S ALL DONE FROM THE GROUND”

Neil John Mckeown

Road and Highway Dozer Operator, Ireland










THE BENCHMARK FOR ENDURANCE

Endurance is the heart of Dressta. Our machines are designed and built to last. The TD-16N takes endurance to a new level. Every weld and every component is rigorously tested to the limit and beyond.

Its new, tough frame and versatile undercarriage has been designed and engineered to absorb shattering impacts with ease. The hydraulics are armed with even greater protection from impact and debris. The blade and 3-shank ripper has been strengthened to withstand the incredible forces and impacts of the toughest terrain. The engine is protected from dust and debris by a hydraulically driven, variable speed fan. A dozer is only as strong as its weakest point – and at Dressta – we don't do weakness.

NEW, VERSATILE UNDERCARRIAGE



TOUGH NEW FRAME BUILT TO ABSORB HIGH IMPACT SHOCK



FULLY PROTECTED HYDRAULICS



ENGINE PROTECTED BY HYDRAULICALLY DRIVEN, VARIABLE SPEED FAN



STRONGER 3 SHANK RIPPER AND BLADE



“DRESSTA HAVE MACHINES THAT HAVE BEEN OPERATING FOR OVER 30 YEARS IN INCREDIBLY TOUGH CONDITIONS – ENDURANCE ISN'T MEASURED IN WORKING HOURS, IT IS MEASURED IN DECADES.”

Arjun, Dozer Operator



SPECIFICATIONS

ENGINE

| | |
|--|---|
| Make and model | Cummins B6.7 |
| Emissions Standard | EPA Tier 4 final / EU Stage V |
| Displacement | 6.7 l (408 in ³) |
| Bore and stroke | 107 x 124 (4.21 in x 4.88 in) |
| Gross Horsepower, SAE J1995 | 129 kW (173 hp) |
| Net Horsepower, SAE J1349/ ISO 9249 | 120 kW (161 hp) |
| Rated rpm | 2200 |
| Max. Torque | 881 Nm (650 lb-ft) @ 1300 rpm |
| Air Cleaner | 2-stage, dry type, with dash mounted electronic service indicator |
| Cold-Starting Aid | intake- mounted air -inlet grid hater |
| Slope Operation, Max. angle | 45 deg |

HYDRAULICS

| | |
|-----------------------------------|---|
| Type | Closed-center load sensing hydraulic system with variable-displacement piston pumps |
| Pump displacement | 113 l/min (29.8 gpm) |
| System relief pressure | 25 MPa (3625 psi) |
| Control | single joystick lever |
| Cylinders, bore and stroke | |
| lift | Φ115 x 395 mm (4.53" x 15.6") |
| tilt | Φ130 x 146 mm (5.1" x 5.75") |
| pitch | Φ100 x 96 mm (3.9" x 2.7") |
| angle | Φ110 x 522 mm (4.33" x 20.55") |

POWERTRAIN

| | |
|------------------------|--|
| Transmission | Automatic, dual-path, hydrostatic drive |
| Steering | Single-lever steering, speed, direction control, and counter-rotation |
| Final drives | Double-reduction final drives mounted directly to the track frames |
| System relief pressure | 42.5 MPa (6164 psi) |
| Total ratio | 54.7 to 1 |
| Travel speeds | 10.5 km/h (6.5 mph) |
| Drawbar Pull | |
| Maximum | 305 kN (68 567 lb) |
| Brakes | |
| Service | Hydrostatic (dynamic) braking stops the machine whenever direction-control lever is moved to neutral or the decelerator/brake is depressed to the detent |
| Parking | Exclusive spring-applied, hydraulically released park brake feature engages wet, multiple-disc brakes automatically whenever the engine stops, the operator depresses the decelerator pedal to the brake position, the unit is in neutral for 3 seconds (with no detected motion), or the park-lock lever is in the park position; machine cannot be driven with brake applied, minimizing wear-out or need for adjustment |

COOLING

| | |
|-----------------------|---|
| Type | Blower-type variable-speed reversible fan, hydraulically driven with perforated engine side sheets and heavy duty louvered rear grill |
| Engine Cooling Rating | -37 deg C (-34 deg F) |

SERVICEABILITY

| | |
|--------------------------|---------------------|
| Refill Capacities | |
| Fuel Tank | 375 l (99 US gal) |
| Cooling System | 46 l (12.2 US gal) |
| Engine Oil | 18.5 l (4.9 US gal) |
| Final drive, each side | 9.5 l (2.5 US gal) |
| Hydraulic Reservoir | 245 l (64.7 US gal) |
| AdBlue (DEF) | 30 l (7.9 US gal) |

OPERATOR STATION

| | |
|------|------------------------|
| ROPS | ROPS (ISO 3471 - 2008) |
| FOPS | FOPS (ISO 3449 - 2005) |

UNDERCARRIAGE

TD-16N LGP

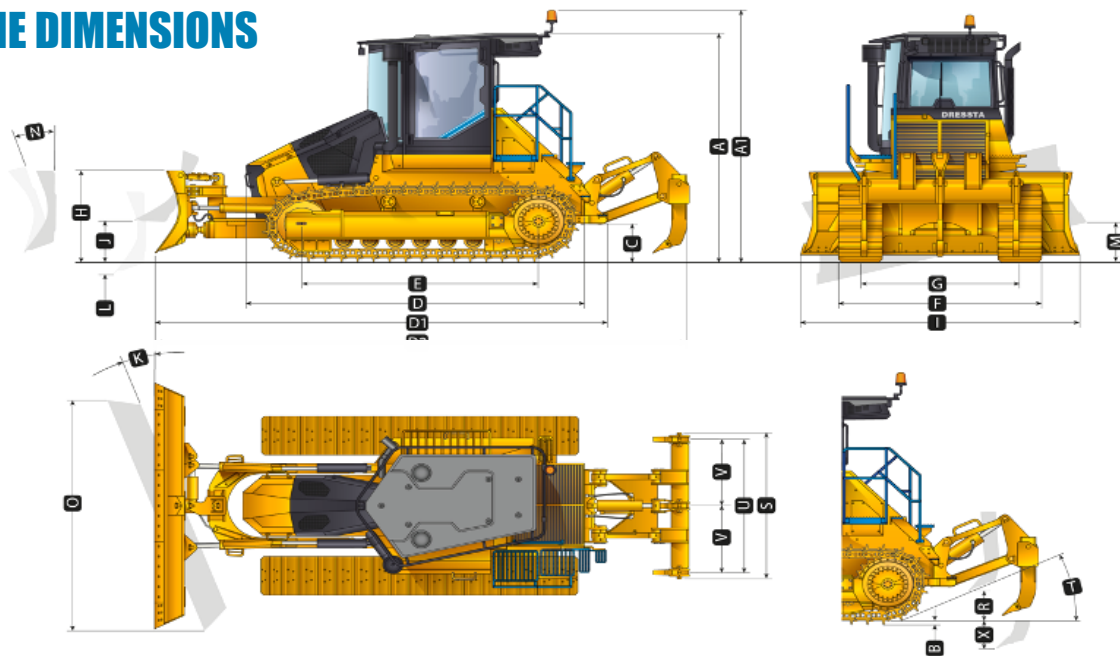
TD-16N LT

| | | |
|-----------------------------|--|--|
| Suspension | Oscillation-type with pinned equalizer bar and forward mounted pivot shafts | |
| Tracks | Large deep-heat-treated, sealed, and lubricated track links and through-hardened, sealed, and lubricated rollers for maximum wear resistance | |
| Track Gauge | 2100 mm (126 in) | 2100 mm (126 in) |
| Track Shoe Width | 762 mm (30 in) | 560 mm (22 in) |
| Chain | Sealed and lubricated | Sealed and lubricated |
| Shoes, Each Side | 44 | 44 |
| Track Rollers, Each Side | 7 | 7 |
| Top Idlers, Each side | 2 | 2 |
| Track Length on Ground | 3140 mm (124 in) | 3140 mm (124 in) |
| Ground Contact Area | 47 850 cm ² (7420 in ²) | 35 170 cm ² (5451 in ²) |
| Ground Pressure | 36,6 kPa (5,1 psi) | 49 kPa (7,1 psi) |
| Track Pitch | 203,2 mm (8 in) | 203,2 mm (8 in) |
| Sprocket sements, each side | 9 | 9 |

ELECTRICAL

| | |
|---------------------|-------------------------------|
| Voltage | 24 V |
| Number of Batteries | 2 |
| Battery Capacity | 960 CCA |
| Alternator Rating | 120 A |
| Lights | 5 total; cab mounted (3F& 2R) |

MACHINE DIMENSIONS



| MACHINE DIMENSIONS | TD-16N LGP | TD-16N IT |
|---|-----------------------|-----------------------|
| Blade Type | 6-way (VPAT) | 6-way (VPAT) |
| A Overall height - Cab | 3390 mm (11 ft 1 in) | 3390 mm (11 ft 1 in) |
| A1 Overall height - Beacon | 3658 mm (12 ft) | 3658 mm (12 ft) |
| B Grouser height | 60 mm (2.36 in) | 60 mm (2.36 in) |
| C Ground Clearance | 468 mm (18.42 in) | 468 mm (18.42 in) |
| D Overall Length, base machine | 4520 mm (14 ft 10 in) | 4520 mm (14 ft 10 in) |
| D1 Length with Blade and draw-bar | 5690 mm (18 ft 8 in) | 5690 mm (18 ft 8 in) |
| D2 Length with Blade and 3-shank Ripper | 7090 mm (23 ft 3 in) | 7090 mm (23 ft 3 in) |
| E Track Length on Ground | 3140 mm (10 ft 4 in) | 3140 mm (10 ft 4 in) |
| F Width Over Track | 2860 mm (9 ft 5 in) | 2660 mm (8 ft 9 in) |
| G Track Gauge | 2100 mm (6 ft 11 in) | 2100 mm (6 ft 11 in) |

| RIPPER | |
|--|----------------------|
| Type | Parallelogram ripper |
| Multi-shank (3-shank) | |
| R Maximum Clearance Under Tip (raised) | 595 mm (23 in) |
| S Overall Beam Width | 2130 mm (7 ft) |
| T Slope Angle (full raise) | 25 deg |
| U Ripping Width | 2000 mm (6 ft 7 in) |
| V Spacing Center to Center | 1000 mm (3 ft 3 in) |
| X Maximum Penetration | 680 mm (28 in) |
| Penetration Force | 75 kN (16 860 lb) |
| Pryout Force | 312 kN (70140 lb) |
| Shank positions (vertical) | 2 |
| Weight of Ripper incl. shank(s) | 1640 kg (3615 lb) |
| Weight of Shank | 103 kg (227 lb) |

| BLADE SPECS | TD-16N LGP | TD-16N IT |
|------------------------------------|---------------------------------------|---------------------------------------|
| Blade Type | 6-way (VPAT) | 6-way (VPAT) |
| Capacity (per SAE J1265) | 4.4 m ³ (5.8 cu yd) | 4.0 m ³ (5.2 cu yd) |
| H Blade Height | 1230 mm (48.42 in) | 1230 mm (48.42 in) |
| I Blade Width / Folded Blade Width | 3980 mm (157 in) / 2893 mm (113,9 in) | 3524 mm (139 in) / 2893 mm (113,9 in) |
| J Blade Lift Height | 1100 mm (43.3 in) | 1100 mm (43.3 in) |
| K Blade Angle | 25 deg | 25 deg |
| L Blade Digging Depth | 600 mm (23.6 in) | 600 mm (23.6 in) |
| M Maximum Tilt | 504 mm (19.8 in) | 465 mm (18,3 in) |
| N Maximum Blade Pitch Adjustment | 7 deg | 7 deg |
| O Overall Width with Blade Angled | 3610 (21 ft 8 in) | 3610 (21 ft 8 in) |

*One to be selected both not selectable together
 ** One to be selected not selectable together

| OPERATING WEIGHTS | TD-16N LGP | TD-16N IT |
|---|----------------------|----------------------|
| Base Weight (with 6-WAY (VPAT) blade, draw-bar, standard equipment, Cab ROPS/FOPS, full fuel tank, and 75 kg [165 lb] operator) | 20,210kg (44 555 lb) | 19,518kg (43 030 lb) |
| Optional Equipment | | |
| Blade | | |
| 6-WAY (VPAT) non folding blade | + 2221 kg (4896 lb) | + 2145 kg (4729 lb) |
| 6-WAY (VPAT) folding blade | - 2484 kg (5476 lb) | - 2408 kg (5309 lb) |
| Ripper Multi-shank (3-shank)* | + 1660 kg (3660 lb) | |
| Winch* | +1276 kg (2813 lb) | |
| STD Counter weight* | -895 kg (1973 lb) | |
| HD Counter Weight* | +1975 kg (4354 lb) | |
| Forestry Kit (Sweeps + Rear Guard)** | +360 kg (794 lb) | |
| Cab Screens (All round cab Glass guards)** | +132 kg (291 lb) | |
| Track shoes | | |
| 560 mm (22 in) | N/A | 0 |
| 610 mm (24 in) | N/A | +159 kg (350 lb) |
| 660 mm (26 in) | -318 kg (700 lb) | N/A |
| 711 mm (28 in) | -159 kg (350 lb) | N/A |
| 762 mm (30 in) | 0 | N/A |


OPTIONAL EQUIPMENT

| Attachments (Front and Rear) | Climate Pack | Cab |
|--|--|-------------------------------------|
| 6 way VAT Blade LT (NON FOLDING) 4.0 m ³ (5.2 cu yd) | Hot Climate Package | Sun-visors |
| 6 way VAT Blade LT (FOLDING) 4.0 m ³ (5.2 cu yd) | Cold Climate Package | Internal Mirrors |
| 6 way VAT Blade LGP (NON FOLDING) 4.4 m ³ (5.8 cu yd) | Application Pack | External Lights(2 sides lighs LED) |
| 6 way VAT Blade LGP (FOLDING) 4.4 m ³ (5.8 cu yd) | Forestry Kit (Sweeps + Rear Guard) | Heated mirrors |
| Ripper - Multi-shank (3-shank) | Cab Screen Kit (All round cab Glass guards) | Electrical |
| Rear Winch | Machine Control | GPS-telematics |
| Heavy Duty Counter Weight (without ripper only) | Trimble - Ready (Brackets + Harnesses + Plugs) | |
| Standard Counter Weight (without ripper only) | Trimble - Full (Complete 3D System - Earthworks) | |
| Auto Greasing Systems | Leica - Ready (Brackets + Harnesses + Plugs) | |
| Groeneveld - Central Lubrication | Leica - Full (Complete 3D system) | |
| SKF - Central Lubrication | Topcon - Ready (Brackets + Harnesses + Plugs) | |
| | Topcon - Full (Complete 3D system) | |



LiuGong Dressta Machinery Sp. z o.o.
Grabskiego 48, 37-450 Stalowa Wola, Poland

info@dressta.com
www.dressta.com



Like and Follow us:



DR-PB-TD-16N-StageV_24-05042023-ENG

The LiuGong series of logos herein, including but not limited to word marks, device marks, letter of alphabet marks and combination marks, as the registered trademarks of Guangxi LiuGong Group Co., Ltd. are used by Guangxi LiuGong Machinery Co., Ltd. with legal permission, and shall not be used without permission. Specifications and designs are subject to change without notice. Illustrations and pictures may include optional equipment and may not include all standard equipment. Equipment and options varies by regional availability.